

Long-term monitoring of θ^1 Ori C: the spectroscopic orbit and an improved rotational period

O. Stahl¹, G. Wade², V. Petit³, B. Stober⁴, and L. Schanne⁵

¹ ZAH, Landessternwarte Königstuhl, 69117 Heidelberg, Germany. e-mail: O.Stahl@lsw.uni-heidelberg.de

² Dept. of Physics, Royal Military College of Canada, PO Box 17000, Station Forces, Kingston, ON, Canada K7K 7B4

³ Département de physique, génie physique et optique, Centre de recherche en astrophysique du Québec, Université Laval, Québec (QC) G1K 7P4

⁴ Nelkenweg 14, 66791 Glan-Münchweiler, Germany

⁵ Hohlstrasse 19, 66333 Völklingen-Ludweiler, Germany

Received / Accepted

ABSTRACT

Context. The young O-type star θ^1 Ori C, the brightest star of the Orion Trapezium, is one of only two known magnetic rotators among the O stars. However, not all spectroscopic variations of this star can be explained by the magnetic rotator model. We present results from a long-term monitoring to study these unexplained variations and to improve the stellar rotational period.

Aims. We want to study long-term trends of the radial velocity of θ^1 Ori C, to search for unusual changes, to improve the established rotational period and to check for possible period changes.

Methods. We combine a large set of published spectroscopic data with new observations and analyze the spectra in a homogeneous way. We study the radial velocity from selected photospheric lines and determine the equivalent width of the $H\alpha$ and $H\epsilon$ $\lambda 4686$ lines.

Results. We find evidence for a secular change of the radial velocity of θ^1 Ori C that is consistent with the published interferometric orbit. We refine the rotational period of θ^1 Ori C and discuss the possibility of detecting period changes in the near future.

Key words. θ^1 Ori C – early-type stars – emission-line stars – variable stars – circumstellar matter

1. Introduction

The young O star θ^1 Ori C, the brightest star of the Trapezium in Orion, is one of the only two O-type stars with detected magnetic fields (the other is HD 191612, cf. Donati et al. 2006). Regular variations of the $H\alpha$ line with a period of 15.4 days were discovered from equivalent width measurements by Stahl et al. (1993). Later, this same period was also detected in e.g. UV spectral lines (Walborn & Nichols 1994) and the X-ray flux (Gagné et al. 1997).

The magnetic field of θ^1 Ori C, which also varies according to the 15.4 day period, was first detected by Donati et al. (2002) and later studied in more detail by Wade et al. (2006). For a detailed spectroscopic analysis of the star see Simón-Díaz et al. (2006).

The observations are explained conceptually by the magnetically-confined wind shock (MCWS) model, originally proposed by Babel & Montmerle (1997). In this model, a dipolar magnetic field confines the outflowing radiatively-driven stellar wind, which is channeled toward the magnetic equator where it generates a strong shock. The resulting circumstellar plasma is forced to rotate with the star, generating periodic variability of the emitted optical, UV and X-ray fluxes. This model has more recently been extended using MHD simulations by ud-Doula & Owocki (2002) and Gagné et al. (2005), who have investigated the stability and dynamics of this phenomenon.

The period of θ^1 Ori C was determined to be 15.422 ± 0.002 days by Stahl et al. (1996) and later revised to 15.426 ± 0.002 by Stahl (1997). However, most publications (e.g. Wade et al. 2006)

use the older period value of 15.422 days. The difference in both periods has now accumulated to a phase difference of about 0.1, which is quite significant. Observations obtained at the current epoch should therefore be able to distinguish between these two periods.

In addition to the strict periodicity, θ^1 Ori C also shows additional variations, which are probably not periodic, or have unknown periods e.g. the spectral type variations reported by Walborn (1981) or the radial velocity variations found by Stahl et al. (1996). Also, interferometric measurements recently propose an orbital period of about 10.9 years (Kraus et al. 2007).

The published radial-velocity measurements have been analyzed by Vitrichenko (2002), but more data are available.

Long-term monitoring is necessary to study these variations. We therefore collected all available published spectra of θ^1 Ori C and obtained new observations to study long-term trends, to search for unusual variations and to improve the determination of the rotational period.

2. Observations

For the study of the long-term variations, we primarily used published echelle observations: The Heros data published by Stahl (1997), complemented by a few other observations obtained with the same instrument; the Feros observations published by Reiniers et al. (2000); the MuSiCoS spectra published by Wade et al. (2006); a few ESPaDOnS spectra (Petit et al. 2008) and two spectra extracted from the Elodie archive (<http://atlas.obs-hp.fr/elodie/>). All of these observations cover a large spectral range with high resolving power.

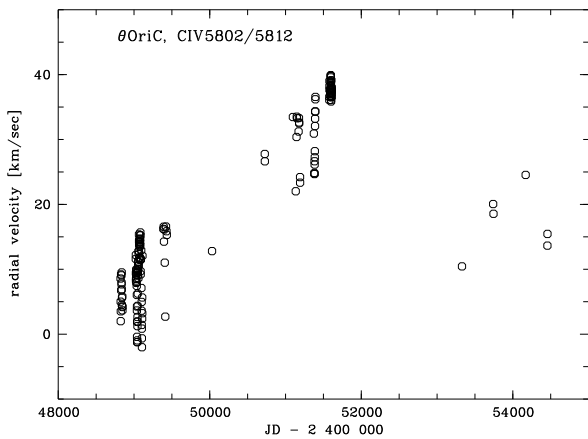


Fig. 1. Radial velocity of C IV λ 5801, 5812 versus Julian Date.

In addition, we have been obtained a few spectra with amateur instruments. For these observations we used the spectrograph LHIRES III, which is available from <http://www.shelyak.com/>, attached to Celestron 14'' Schmidt-Cassegrain telescopes at private observatories. The detector for most observations was a CCD with 2184×1472 pixels (used with 2×2 binning) with a pixel size of $6.8 \mu\text{m}$. A grating with 1200 lines/mm was used for most observations (Lhires III,1), resulting in a spectral resolution of about 1.0 \AA . A few spectra were obtained with a grating with 2400 lines/mm, resulting in a higher resolution of 0.5 \AA (Lhires III,2). One spectrum was obtained with the 2400 lines/mm grating, but with another detector with 1536×1024 pixels with 9μ pixel size (Lhires III,3). All of these spectra were reduced with ESO-Midas, using standard procedures. The wavelength calibration was performed using a Neon lamp. The spectra of θ^1 Ori C show strong nebular lines from the Orion nebula. These lines were used to verify the wavelength solution. The LHIRES observations cover a relatively small spectral range around $H\alpha$ and were used only for the equivalent width determination of $H\alpha$.

3. Radial velocity variations

The radial velocity variations of θ^1 Ori C have been studied by various authors (e.g., Vitrichenko 2002), but with ambiguous results. It appears likely that the variations reflect the 15.4 day rotational modulation, as well as mysterious, shorter- and longer-term variations. However, the published radial velocities show significant scatter. In light of the interferometric orbit published by Kraus et al. (2007) with a period of about 10.9 years, a re-analysis of the radial velocities seems warranted. As most spectral lines vary significantly with the 15.4 day period, we decided to use only the C IV line doublet at λ 5801.51, 5812.14 \AA , the He II λ 5411.424 line and the O III λ 5592.37 line for radial velocity studies. These lines seem to be more weakly affected by the rotational modulation (Stahl et al. 1996) and as a group they provide consistent results. The lines were modeled by fitting Gaussians to the line profiles, which matches the lines very well. The result is reported in Tab. 1 and plotted for the C IV lines in Fig. 1.

As can be seen in Fig. 1, a large scatter on short time scales is obvious. These variations have already been detected by Stahl et al. (1993). The scatter is partly due to variations with the rotational period, but primarily it is caused by occasional variations on other timescales (cf. Fig. 2). From Fig. 2, a period of about

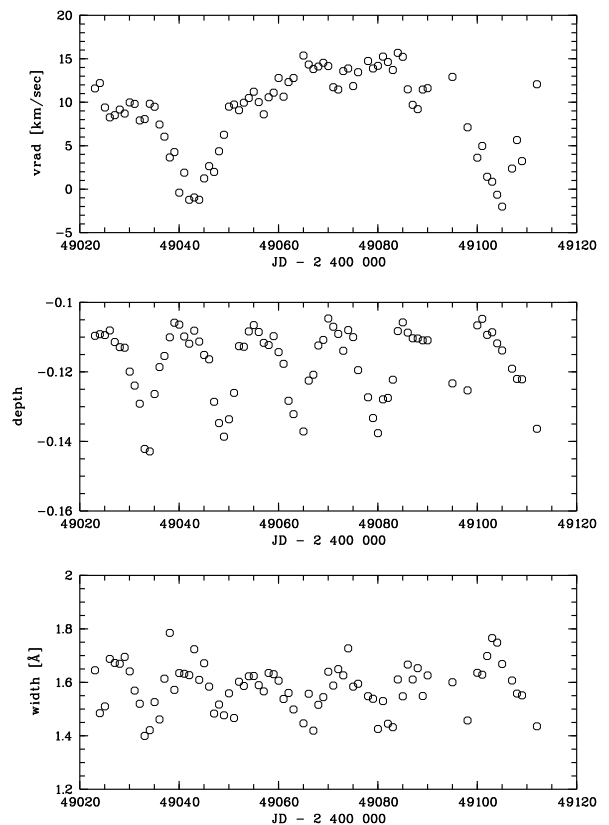


Fig. 2. Average radial velocity, line depth and FWHM of the C IV λ 5801, 5812 lines for part of the time covered. The radial velocity shows strong variations, but not with the 15.4 d period. The line depth and width are clearly variable with the 15.4 d period.

60 days seems possible. However, a period analysis of the radial velocities does not show a significant peak near this period. In the period range below 100 days, only the 15.4 day period is significant. Therefore, the rapid variations in radial velocity are probably not periodic, and we speculate that they may be due to (stellar) atmospheric effects.

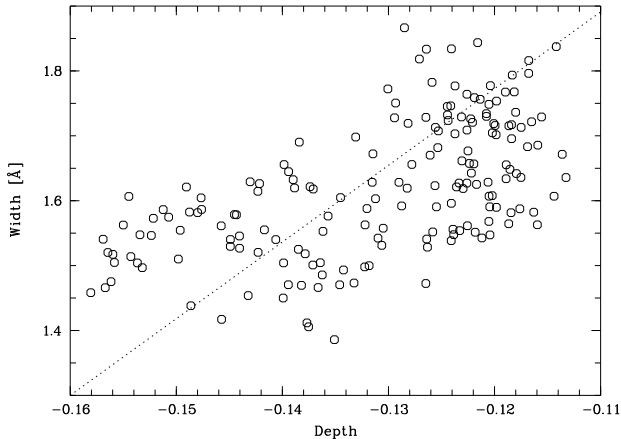
The Gaussian fit to the line also measures the line width (FWHM) and depth of the lines. Both quantities are strongly variable on short timescales (by about $\pm 30\%$), but without any obvious long-term trend. In contrast to the radial velocities, the variations in width and depth are mostly due to rotational modulation (cf. Fig. 2). The width of the lines and their depth are clearly correlated. The lines are deeper when they are narrower, see Fig. 3. The equivalent widths are therefore less variable, by only about $\pm 10\%$.

In Fig. 1, a large increase in radial velocity between 1999 and 2004 is obvious. If this increase is due to movement in a binary system, the data suggest a long-period, eccentric orbit. A possible orbital origin for the trend in the radial velocity was already discussed by Donati et al. (2002) and Kraus et al. (2007), but only now is the covered time interval apparently more than one period.

Assuming the radial velocity variations result from the interferometric orbit published by Kraus et al. (2007), we can fit

Table 1. Radial velocity measurements obtained from the 4 lines studied, in units of km/s.

JD - 2 400 000	Civ λ 5801	Civ λ 5812	HeII λ 5411	OIII λ 5592	Instrument
48822.934	13.7 \pm 1.9	3.5 \pm 2.0	0.2 \pm 3.3	13.8 \pm 2.7	Flash
48823.915	7.8 \pm 1.7	2.3 \pm 1.6	3.2 \pm 2.7	11.7 \pm 2.2	Flash
48824.919	2.8 \pm 1.8	1.2 \pm 1.2	3.1 \pm 2.1	4.2 \pm 2.7	Flash

**Fig. 3.** Correlation of FWHM and line depth of CIV λ 5801, 5812.

an orbital solution. In Fig. 4, the radial velocity is plotted versus orbital phase. Following Kraus et al. (2007), the period has been fixed to 10.9 years and the eccentricity to 0.9. The orbital solution, which is over-plotted, was computed with the program VELOCITY (Wichmann et al. 2003). It can be seen that the radial velocity data are compatible with the interferometric orbital parameters. From the fit, the derived γ -velocity is about 18 km sec^{-1} , which is in agreement with the radial velocity of the Orion nebula (O’Dell 2001). However, because of the data gap and the large scatter, most of the orbital parameters are ill-defined. Nevertheless, the agreement of the period and eccentricity with the interferometric values, as well as the match of the γ -velocity with the velocity of the Orion nebula, suggest that most of the long-term radial velocity variations are due to orbital motion.

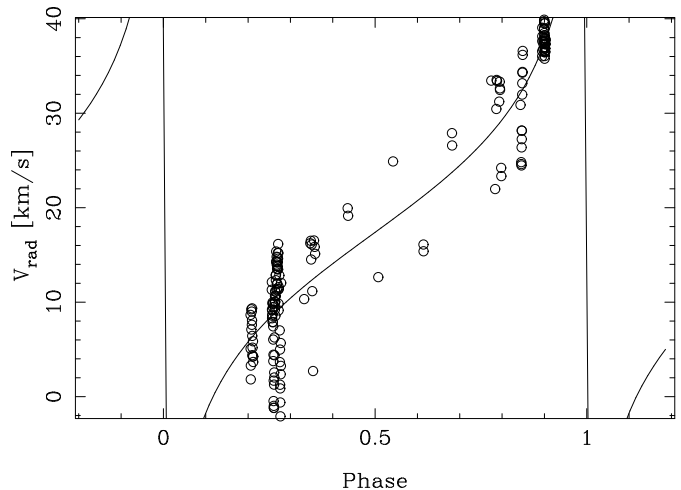
In order to improve the orbital phase coverage, we also searched for older published radial velocities. A number of authors have measured the radial velocity of θ^1 Ori C. These measurements have been summarized by Vitrichenko (2002). However, their Tab. 1 contains errors in the mean time of the observations and partly averages data obtained over several seasons. The data of Abt et al. (1991) are very scattered and are based only on the Balmer lines (which are in strong emission, and highly variable). The data of Frost et al. (1926) were excluded for the same reasons. The average data reported by Vitrichenko (2002) for both data sets are averaged over many seasons and therefore not useful for a period study. Therefore, only the data in Tab. 2 remain. They are averages over relatively short intervals and give reliable radial velocities. Unfortunately, the data are very limited and do not provide further constraints on the orbit.

4. Equivalent width variations of emission lines

The equivalent width of the H α line of θ^1 Ori C shows periodic variations, corresponding to the 15.4 day rotation period of the

Table 2. Published radial velocities. “n” is the number of spectra used.

Reference	JD - 2 400 000	rad. vel	n
Struve & Titus (1944)	30813	37.4	14
Conti (1972)	41302	26.4	10
Morrell & Levato (1991)	44932	9.2	6

**Fig. 4.** Radial velocity versus phase. The line represents an orbital solution based on the period and eccentricity obtained from the interferometric orbit.

star (Stahl et al. 1993). We measured the equivalent width after subtraction of the nebular lines, following the procedure described by Stahl et al. (1996). The line was integrated between 6545 and 6580 \AA . The equivalent widths are listed in Tab. 3. For completeness, we also include the measured equivalent widths of HeII λ 4686 in the Table. The subtraction of the nebular lines is subjective and introduces an error, which is difficult to quantify. The error is small for the data with the highest resolution, but increases with decreasing resolution. We combined our new results with the published results to improve the period. From the AOV method (Schwarzenberg-Czerny 1989) we derive a best period of 15.424 ± 0.001 days. The phase diagram obtained with this period is shown in Fig. 5. The new period is, within the error bars, in agreement with all published values, also with the value originally obtained by Stahl et al. (1996) from IUE observations.

The error in the period is smaller than that obtained from previous studies. However, because θ^1 Ori C is a member of a binary, the times need to be corrected for orbital motion. Because of the uncertain orbit, this correction has not yet been applied.

As can be seen in Fig. 5, the new measurements fit very well in the phase diagram, although the scatter is larger than with the higher resolution echelle data. This demonstrates that the magnetospheric emission of θ^1 Ori C as diagnosed by the H α emission has been very stable over the past 15 years.

The published data of Conti (1972) are potentially important for the period determination, because they extend the covered

Table 3. Part of the equivalent width measurements. The full list is available in the electronic version.

JD - 2 400 000	H α	He II λ 4686	instrument
48822.934	0.640	0.309	Flash
48823.915	1.059	0.202	Flash
48824.919	0.873	0.195	Flash

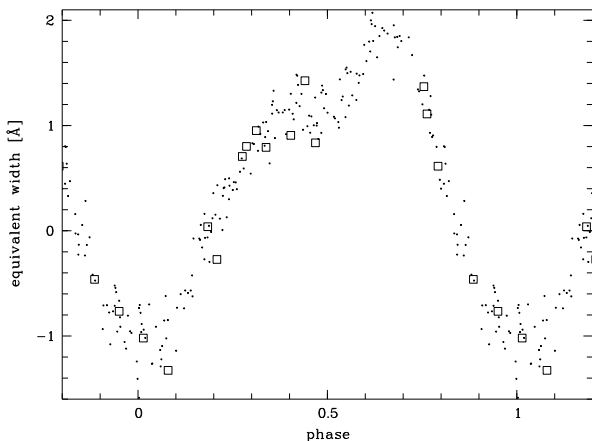


Fig. 5. The phase diagram of the equivalent width of H α as computed with a zero point of JD=2448833.0 and a period of 15.424 days. The new measurements are shown with the larger symbols.

time substantially. Their published line profiles of He II λ 4686 (their Fig. 2), show a blue-shifted emission appearing between JD 2 441 284.91 and 2 441 287.88. According to Stahl et al. (1996) (their Fig. 7), this emission appears at a phase of about 0.7. Together with our zeropoint, this constrains the period to $15.42 < P < 15.426$, in agreement with the period obtained from H α . Quantitative equivalent width measurements on the spectra of Conti (1972) could provide stronger constraints.

5. Other variations

The spectacular spectral type variations, occurring on a timespan of a few days, reported by Walborn (1981) are similar to the variations reported by Walborn et al. (2003) for the other known magnetic O star, HD 191612. In the case of HD 191612, the spectral type variations are periodic. We therefore searched for spectral type variations of θ^1 Ori C in our spectra. We analyzed the ratio He I λ 4471/He II λ 4541. No variations similar to those observed by Walborn (1981) were found. We have to conclude that such spectral-type variations are rare events in θ^1 Ori C.

6. Discussion and conclusions

The long-term radial velocity variations of θ^1 Ori C are very suggestive of orbital motion. Unfortunately, an important orbital phase interval has not yet been covered. The increase in radial velocity is expected to continue until about 2011 and then a rapid decrease is predicted. Coverage of this phase is very important. Together with the interferometric data of Kraus et al. (2007), this would provide data covering the full orbit of θ^1 Ori C.

According to Hillenbrand (1997), θ^1 Ori C is younger than 1 Myr. From its long period, we know that it is rotating very slowly for an O-type star. A low rotation velocity of $v \sin i = 24 \text{ km sec}^{-1}$

has been found by direct spectroscopic analysis (Simón-Díaz et al. 2006). Assuming that θ^1 Ori C was born as a fast rotator, this suggests that strong magnetic braking must have occurred.

If it is assumed that the 538 d spectral variability period of HD 191612 (Howarth et al. 2007) is in fact the rotational period of that star (an exceptionally long period for an O star), it would appear that magnetic fields are very effective in slowing down the rotation rate. Interestingly, HD 191612 also seems to be a member of a wide binary system (Howarth et al. 2007) with an orbital period of 1542 d.

A factor of 10 decrease in rotational speed over its lifetime is plausible for θ^1 Ori C. If we assume that p/\dot{p} was constant with time, this leads to an e -folding time of of 500 000 years or less. On the other hand, a period change of 0.001 days in 20 years corresponds to a p/\dot{p} of 300 000 years. It seems therefore possible to directly measure the deceleration age of θ^1 Ori C in the foreseeable future. Equivalent width measurements, especially at phase around 0.25 and 0.75, are needed. We have demonstrated that observations acquired using small telescopes are sufficient for this purpose.

However, in order to measure intrinsic period changes, the orbital velocity of θ^1 Ori C (which introduces a variable Doppler shift on the observed period) has to be determined with high accuracy. An orbital velocity of only 3 km sec^{-1} already changes the *observed* period by $10^{-5} P$, which is close to the current accuracy of the period. It is especially important to cover the descending branch of the radial velocity curve. If unpublished measurements between 2000 and 2004 exist, these would be very valuable. Otherwise, a few more years of radial velocity monitoring are needed.

References

- Abt, H. A., Wang, R., & Cardona, O. 1991, ApJ, 367, 155
 Babel, J. & Montmerle, T. 1997, ApJ, 485, L29
 Conti, P. S. 1972, ApJ, 174, L79+
 Donati, J.-F., Babel, J., Harries, T. J., et al. 2002, MNRAS, 333, 55
 Donati, J.-F., Howarth, I. D., Bouret, J.-C., et al. 2006, MNRAS, 365, L6
 Frost, E. B., Barrett, S. B., & Struve, O. 1926, ApJ, 64, 1
 Gagné, M., Caillault, J.-P., Stauffer, J. R., & Linsky, J. L. 1997, ApJ, 478, L87
 Gagné, M., Oksala, M. E., Cohen, D. H., et al. 2005, ApJ, 628, 986
 Hillenbrand, L. A. 1997, AJ, 113, 1733
 Howarth, I. D., Walborn, N. R., Lennon, D. J., et al. 2007, MNRAS, 381, 433
 Kraus, S., Balega, Y. Y., Berger, J.-P., et al. 2007, A&A, 466, 649
 Morrell, N. & Levato, H. 1991, ApJS, 75, 965
 O'Dell, C. R. 2001, ARA&A, 39, 99
 Petit, V., Wade, G. A., Drissen, L., Montmerle, T., & Alecian, E. 2008, MNRAS, in press
 Reiners, A., Stahl, O., Wolf, B., Kaufer, A., & Rivinius, T. 2000, A&A, 363, 585
 Schwarzenberg-Czerny, A. 1989, MNRAS, 241, 153
 Simón-Díaz, S., Herrero, A., Esteban, C., & Najarro, F. 2006, A&A, 448, 351
 Stahl, O. 1997, in ESO Workshop on Cyclic Variability in Stellar Winds, ed. L. Kaper & A. Fullerton, 246
 Stahl, O., Kaufer, A., Rivinius, T., et al. 1996, A&A, 312, 539
 Stahl, O., Wolf, B., Gäng, T., et al. 1993, A&A, 274, L29
 Struve, O. & Titus, J. 1944, ApJ, 99, 84
 ud-Doula, A. & Owocki, S. P. 2002, ApJ, 576, 413
 Vitrichenko, É. A. 2002, Astronomy Letters, 28, 324
 Wade, G. A., Fullerton, A. W., Donati, J.-F., et al. 2006, A&A, 451, 195
 Walborn, N. R. 1981, ApJ, 243, L37
 Walborn, N. R., Howarth, I. D., Herrero, A., & Lennon, D. J. 2003, ApJ, 588, 1025
 Walborn, N. R. & Nichols, J. S. 1994, ApJ, 425, L29
 Wichmann, R., Schmitt, J. H. M. M., & Hubrig, S. 2003, A&A, 400, 293

Acknowledgements. This research has made use of the SIMBAD database, operated at CDS, Strasbourg, France. GAW acknowledges Discovery Grant from the Natural Science and Engineering Research Council of Canada.

Table 4. Radial velocity measurements

JD - 2 400 000	Civ λ 5801		Civ λ 5812		Hen λ 5411		Oiii λ 5592		instrument
48822.934	13.7	± 1.9	3.5	± 2.0	0.2	± 3.3	13.8	± 2.7	Flash
48823.915	7.8	± 1.7	2.3	± 1.6	3.2	± 2.7	11.7	± 2.2	Flash
48824.919	2.8	± 1.8	1.2	± 1.2	3.1	± 2.1	4.2	± 2.7	Flash
48825.912	3.9	± 1.8	3.2	± 1.1	7.2	± 1.5	7.6	± 1.6	Flash
48829.915	11.1	± 2.0	7.3	± 1.6	10.3	± 2.4	8.1	± 2.0	Flash
48830.915	10.7	± 1.9	2.8	± 0.9	16.3	± 1.7	9.3	± 2.5	Flash
48833.903	10.1	± 1.7	8.1	± 0.8	12.2	± 1.7	13.7	± 1.5	Flash
48835.909	9.9	± 0.9	5.5	± 1.0	14.4	± 1.4	8.9	± 1.5	Flash
48836.902	9.4	± 0.9	6.5	± 2.0	10.7	± 1.6	6.9	± 1.6	Flash
48837.903	9.5	± 1.4	9.6	± 1.2	6.8	± 1.8	9.1	± 2.1	Flash
48838.892	9.3	± 0.9	4.5	± 2.0	11.1	± 1.3	13.8	± 1.9	Flash
48839.896	7.1	± 1.1	2.0	± 0.9	11.3	± 1.1	9.1	± 1.8	Flash
48841.889	5.0	± 0.8	6.3	± 2.5	4.4	± 1.3	4.4	± 2.1	Flash
48844.888	5.2	± 1.0	3.3	± 1.0	8.5	± 1.2	6.7	± 1.7	Flash
48845.878	6.2	± 0.7	5.4	± 0.7	9.4	± 1.2	5.6	± 1.7	Flash
48847.876	4.0	± 0.6	3.3	± 0.8	14.3	± 1.2	8.9	± 1.5	Flash
48848.879	5.2	± 0.7	3.2	± 1.4	9.5	± 1.4	8.7	± 1.4	Flash
49023.551	13.9	± 0.8	9.3	± 2.1	16.3	± 1.2	9.3	± 1.5	Flash
49024.535	10.4	± 0.9	14.0	± 1.1	10.3	± 1.7	10.9	± 2.3	Flash
49025.551	9.7	± 0.8	9.1	± 2.0	6.8	± 1.7	6.5	± 1.9	Flash
49026.535	8.9	± 0.8	7.6	± 1.0	10.1	± 1.1	10.9	± 1.3	Flash
49027.543	10.8	± 0.7	6.2	± 1.1	13.3	± 1.5	9.8	± 1.5	Flash
49028.543	11.0	± 0.8	7.3	± 0.7	8.9	± 1.3	7.8	± 1.6	Flash
49029.535	9.5	± 1.7	7.9	± 2.1	12.5	± 1.3	6.6	± 1.0	Flash
49030.543	12.2	± 0.7	7.7	± 0.8	15.2	± 1.6	5.7	± 1.1	Flash
49031.539	11.2	± 0.8	8.4	± 0.7	13.7	± 1.3	8.1	± 0.9	Flash
49032.562	8.7	± 0.6	7.1	± 0.6	14.4	± 1.3	6.2	± 2.0	Flash
49033.555	9.5	± 1.6	6.6	± 1.3	15.8	± 1.9	11.2	± 1.3	Flash
49034.578	9.9	± 0.6	9.7	± 0.7	16.0	± 1.3	10.3	± 2.1	Flash
49035.547	9.0	± 0.7	10.0	± 0.8	12.7	± 1.5	10.1	± 1.2	Flash
49036.543	8.1	± 0.7	6.8	± 1.0	6.4	± 1.5	10.0	± 0.8	Flash
49037.535	7.8	± 0.8	4.2	± 1.0	3.3	± 1.7	7.7	± 1.3	Flash
49038.609	8.2	± 1.6	-0.9	± 2.0	2.4	± 3.7	10.7	± 2.1	Flash
49039.539	5.7	± 0.7	2.8	± 1.0	9.9	± 1.2	6.8	± 2.2	Flash
49040.523	1.8	± 0.8	-2.6	± 1.4	5.4	± 1.4	5.1	± 1.3	Flash
49041.527	4.2	± 0.9	-0.4	± 1.0	-5.0	± 1.6	1.4	± 1.4	Flash
49042.527	0.1	± 1.0	-2.5	± 0.7	2.5	± 1.7	.	.	Flash
49043.535	1.2	± 0.7	-3.1	± 0.8	5.8	± 1.8	-3.2	± 1.3	Flash
49044.535	0.7	± 0.7	-3.1	± 0.6	2.7	± 1.4	-1.2	± 1.1	Flash
49045.527	3.0	± 0.6	-0.5	± 0.6	8.3	± 1.0	0.4	± 1.1	Flash
49046.523	3.1	± 0.7	2.1	± 1.0	9.3	± 1.5	3.3	± 1.3	Flash
49047.527	3.9	± 0.7	0.1	± 0.6	11.9	± 1.3	2.0	± 1.1	Flash
49048.523	4.6	± 0.7	4.2	± 0.7	12.7	± 1.3	4.6	± 0.9	Flash
49049.520	7.4	± 0.8	5.1	± 0.9	14.1	± 1.2	7.6	± 1.0	Flash
49050.523	10.4	± 0.7	8.6	± 0.8	14.9	± 1.5	11.0	± 1.1	Flash
49051.547	11.0	± 0.8	8.5	± 0.8	10.9	± 1.3	9.2	± 1.1	Flash
49052.547	11.2	± 1.6	7.0	± 0.8	14.8	± 1.7	9.3	± 1.3	Flash
49053.523	12.1	± 0.8	7.8	± 1.0	13.4	± 2.3	8.4	± 1.3	Flash
49054.512	13.1	± 1.0	7.9	± 0.9	11.6	± 1.3	15.1	± 1.2	Flash
49055.516	11.8	± 1.0	10.6	± 1.2	12.2	± 1.5	7.2	± 1.3	Flash
49056.512	11.6	± 1.0	8.4	± 1.0	12.3	± 1.4	7.6	± 1.4	Flash
49057.520	10.0	± 1.2	7.2	± 0.9	11.6	± 1.2	12.2	± 1.2	Flash
49058.512	12.8	± 0.8	8.3	± 1.0	11.6	± 1.2	15.2	± 2.6	Flash
49059.512	11.5	± 0.7	10.7	± 0.9	12.9	± 1.3	15.9	± 1.5	Flash
49060.516	14.9	± 0.8	10.7	± 0.9	16.0	± 2.2	10.5	± 2.5	Flash
49061.512	16.0	± 0.8	5.2	± 1.0	19.8	± 1.2	10.2	± 1.0	Flash
49062.512	13.4	± 0.7	11.2	± 0.8	19.1	± 1.5	14.2	± 1.1	Flash
49063.516	13.2	± 0.7	12.4	± 0.7	19.7	± 1.3	13.2	± 1.8	Flash
49065.512	16.1	± 0.7	14.6	± 0.8	19.4	± 1.3	17.3	± 1.3	Flash
49066.578	15.8	± 1.0	12.9	± 1.3	16.4	± 2.7	16.3	± 2.1	Flash
49067.512	14.4	± 0.6	13.3	± 0.8	17.9	± 1.3	14.6	± 1.1	Flash

Table 4. continued

49068.512	15.5	± 0.8	12.8	± 1.1	15.1	± 1.4	14.6	± 1.8	Flash
49069.516	16.5	± 1.2	12.6	± 1.3	23.3	± 4.8	19.3	± 1.9	Flash
49070.516	15.7	± 1.0	12.6	± 0.8	15.8	± 1.7	12.5	± 1.3	Flash
49071.516	13.6	± 1.1	9.8	± 0.9	17.6	± 1.6	14.8	± 1.3	Flash
49072.516	12.6	± 1.1	10.3	± 1.2	17.6	± 1.5	16.8	± 3.0	Flash
49073.527	14.2	± 0.9	12.9	± 0.7	15.6	± 1.3	9.6	± 1.4	Flash
49074.520	14.4	± 0.8	13.4	± 0.8	15.7	± 1.3	11.6	± 2.0	Flash
49075.520	15.1	± 0.7	8.6	± 1.1	17.5	± 1.2	8.1	± 4.4	Flash
49076.516	15.5	± 0.9	11.4	± 0.9	15.3	± 1.6	11.9	± 1.2	Flash
49078.520	15.9	± 0.7	13.6	± 0.7	21.6	± 1.3	13.1	± 1.2	Flash
49079.516	15.1	± 0.7	12.7	± 1.8	22.0	± 1.3	14.9	± 1.0	Flash
49080.512	15.0	± 0.6	13.4	± 0.7	21.1	± 1.3	15.3	± 1.4	Flash
49081.520	16.1	± 0.7	14.4	± 0.7	22.8	± 1.4	16.8	± 1.2	Flash
49082.516	15.1	± 0.7	14.1	± 1.3	16.3	± 1.4	12.8	± 1.2	Flash
49083.508	12.8	± 1.2	14.6	± 1.2	17.3	± 1.7	13.0	± 1.7	Flash
49084.504	19.3	± 1.9	12.1	± 0.8	9.3	± 1.3	14.7	± 1.2	Flash
49085.508	19.5	± 1.2	11.0	± 1.0	14.3	± 1.3	17.4	± 1.6	Flash
49086.504	11.3	± 1.2	11.7	± 1.0	9.5	± 1.5	15.6	± 1.3	Flash
49087.500	11.2	± 1.6	8.2	± 0.8	5.0	± 1.2	16.7	± 2.6	Flash
49088.508	11.4	± 1.2	7.0	± 0.8	14.3	± 1.6	14.6	± 1.7	Flash
49089.520	13.3	± 1.2	9.6	± 0.9	13.1	± 1.7	10.9	± 2.7	Flash
49090.504	13.5	± 1.2	9.7	± 0.9	11.7	± 1.3	9.1	± 4.2	Flash
49095.504	14.1	± 0.7	11.8	± 1.3	14.6	± 1.4	17.7	± 2.2	Flash
49098.539	7.4	± 1.1	6.8	± 1.2	11.4	± 2.0	8.3	± 1.5	Flash
49100.504	4.0	± 1.5	3.3	± 1.0	11.2	± 1.3	7.8	± 1.0	Flash
49101.504	6.4	± 1.0	3.5	± 1.3	7.8	± 1.4	6.8	± 1.1	Flash
49102.496	2.3	± 1.2	0.6	± 0.9	7.4	± 1.1	4.0	± 1.4	Flash
49103.496	0.3	± 0.9	1.4	± 0.8	7.1	± 1.7	1.9	± 1.0	Flash
49104.508	0.7	± 1.1	-2.0	± 1.0	7.7	± 1.1	0.1	± 1.1	Flash
49105.504	-2.0	± 2.7	-2.0	± 2.8	0.0	± 3.8	2.3	± 2.2	Flash
49107.496	4.0	± 0.6	0.8	± 1.1	13.7	± 1.6	1.8	± 1.6	Flash
49108.492	7.7	± 1.4	3.6	± 1.3	16.2	± 1.7	4.8	± 1.4	Flash
49109.504	4.2	± 0.9	2.3	± 0.8	9.2	± 1.5	6.5	± 2.3	Flash
49112.508	14.1	± 1.1	10.0	± 1.2	16.4	± 2.0	12.4	± 1.4	Flash
49387.544	18.3	± 0.8	14.2	± 0.7	25.7	± 1.2	16.4	± 1.2	Flash
49392.566	17.2	± 0.8	15.9	± 0.9	17.8	± 1.5	16.5	± 1.5	Flash
49395.539	14.8	± 2.7	13.8	± 3.0	20.3	± 1.8	15.9	± 2.4	Flash
49401.526	16.9	± 0.7	15.4	± 0.9	22.1	± 1.2	13.7	± 1.3	Flash
49406.519	11.9	± 0.7	10.1	± 0.8	13.6	± 1.5	12.6	± 1.0	Flash
49413.517	5.0	± 0.9	0.4	± 0.8	7.3	± 1.4	7.2	± 1.2	Flash
49422.549	17.3	± 0.8	15.9	± 0.8	19.0	± 1.5	18.0	± 1.8	Flash
49429.517	16.5	± 0.7	15.3	± 1.2	18.2	± 1.3	18.8	± 9.2	Flash
49433.520	19.1	± 0.7	11.5	± 1.8	22.2	± 1.1	15.4	± 1.4	Flash
49759.567	25.8	± 1.8	.	.	Heros
49771.591	23.6	± 2.1	.	.	Heros
49776.570	17.0	± 1.7	.	.	Heros
49777.574	14.3	± 1.7	.	.	Heros
49778.519	15.5	± 1.5	.	.	Heros
49779.518	6.3	± 2.0	.	.	Heros
49780.518	9.9	± 1.5	.	.	Heros
49781.517	3.2	± 2.3	.	.	Heros
49782.520	6.4	± 1.6	.	.	Heros
49783.517	5.8	± 2.2	.	.	Heros
49784.517	-6.3	± 2.9	.	.	Heros
49785.517	16.4	± 2.1	.	.	Heros
49786.520	15.3	± 2.0	.	.	Heros
49787.543	23.3	± 2.1	.	.	Heros
49788.522	16.6	± 1.9	.	.	Heros
49789.519	16.0	± 1.8	.	.	Heros
49790.505	24.0	± 2.0	.	.	Heros
49791.545	21.9	± 2.5	.	.	Heros
49792.518	21.0	± 2.1	.	.	Heros

Table 4. continued

49793.510	20.5	± 3.8	.	.	Heros
49794.506	22.1	± 1.5	.	.	Heros
49795.509	18.2	± 5.6	.	.	Heros
49796.503	25.1	± 1.7	.	.	Heros
49797.506	17.8	± 1.7	.	.	Heros
49798.499	16.7	± 1.7	.	.	Heros
50030.595	14.4	± 0.3	11.2	± 0.3	16.2	± 0.7	13.2	± 0.5	Elodie
50716.651	43.6	± 2.2	27.5	± 2.0	Heros
50717.618	33.9	± 1.7	29.3	± 2.3	Heros
50718.590	30.9	± 1.9	32.3	± 1.7	Heros
50719.612	30.2	± 1.7	30.9	± 2.0	Heros
50726.583	31.7	± 1.6	23.9	± 1.2	30.7	± 2.4	24.8	± 2.4	Heros
50727.597	27.2	± 1.0	26.1	± 1.2	Heros
51097.892	34.7	± 0.3	32.2	± 0.3	37.9	± 0.5	19.1	± 3.7	Feros
51134.880	23.3	± 0.2	20.7	± 0.3	24.1	± 0.5	20.6	± 0.5	Feros
51145.866	32.1	± 0.3	28.7	± 0.2	38.3	± 0.5	30.6	± 0.5	Feros
51148.801	35.1	± 0.3	32.0	± 0.2	38.1	± 0.5	33.3	± 0.5	Feros
51151.776	34.7	± 0.4	31.8	± 0.3	34.3	± 0.6	33.6	± 0.6	Feros
51172.579	34.4	± 0.5	28.1	± 0.6	34.6	± 0.7	30.6	± 1.1	Feros
51177.579	34.4	± 0.3	32.2	± 0.3	40.5	± 0.7	34.1	± 0.6	Feros
51179.593	34.0	± 0.3	31.3	± 0.3	38.4	± 0.6	33.8	± 0.6	Feros
51180.513	33.5	± 0.4	31.4	± 0.3	35.5	± 0.8	11.5	± 6.5	Feros
51191.700	26.0	± 0.2	22.4	± 0.2	0.5	± 0.5	23.5	± 0.5	Feros
51192.551	24.5	± 0.2	22.2	± 0.2	31.5	± 0.5	22.7	± 0.6	Feros
51373.931	32.5	± 0.4	29.3	± 0.4	35.6	± 0.6	17.9	± 2.2	Feros
51380.936	25.2	± 0.3	24.5	± 0.3	27.8	± 0.6	22.1	± 0.7	Feros
51381.937	25.9	± 0.3	23.6	± 0.3	27.4	± 0.6	18.4	± 1.5	Feros
51382.939	26.1	± 0.4	23.2	± 0.4	26.0	± 0.6	22.9	± 0.9	Feros
51383.932	28.4	± 0.4	24.9	± 0.4	25.8	± 0.5	24.9	± 0.6	Feros
51384.928	28.0	± 0.4	24.3	± 0.4	26.0	± 0.5	25.8	± 0.7	Feros
51385.935	28.3	± 0.4	26.2	± 0.3	29.1	± 0.6	24.8	± 0.9	Feros
51386.946	29.2	± 0.3	27.2	± 0.3	30.2	± 0.5	23.6	± 0.8	Feros
51389.933	33.7	± 0.3	30.4	± 0.3	36.4	± 0.5	28.7	± 0.4	Feros
51390.954	34.8	± 0.3	31.6	± 0.2	38.7	± 0.6	28.8	± 0.5	Feros
51391.947	35.6	± 0.3	33.0	± 0.3	41.1	± 0.5	31.7	± 0.5	Feros
51392.900	35.3	± 0.3	33.4	± 0.3	2.1	± 0.5	32.1	± 0.5	Feros
51393.950	37.5	± 0.3	34.9	± 0.2	43.5	± 0.5	29.8	± 1.3	Feros
51394.935	37.9	± 0.3	35.2	± 0.3	43.1	± 0.5	34.2	± 0.7	Feros
53329.563	11.6	± 0.8	9.3	± 1.4	15.6	± 0.9	11.2	± 0.7	Elodie
53740.534	21.6	± 0.2	18.5	± 0.4	21.6	± 0.9	21.4	± 0.6	Feros
51578.422	37.8	± 0.7	35.3	± 0.5	39.3	± 1.1	36.0	± 0.9	Musicos
51578.454	36.9	± 0.7	35.2	± 0.6	37.3	± 1.2	37.5	± 0.7	Musicos
51579.393	40.1	± 0.8	37.9	± 0.5	38.2	± 1.1	38.5	± 0.7	Musicos
51579.423	39.9	± 0.6	36.6	± 0.5	40.1	± 1.1	39.1	± 0.7	Musicos
51579.454	38.4	± 0.6	36.9	± 0.5	40.3	± 1.1	37.5	± 0.6	Musicos
51587.374	37.6	± 0.7	35.9	± 0.6	34.2	± 1.2	38.7	± 0.9	Musicos
51590.382	39.4	± 0.7	35.8	± 2.6	33.3	± 1.1	37.4	± 0.9	Musicos
51590.413	39.0	± 0.7	35.5	± 7.7	33.0	± 1.2	37.5	± 0.9	Musicos
51596.391	41.0	± 0.6	37.2	± 0.6	37.0	± 1.2	39.2	± 0.6	Musicos
51596.421	40.2	± 0.6	37.6	± 0.5	38.3	± 1.1	40.2	± 0.6	Musicos
51596.452	40.3	± 0.6	37.6	± 0.6	37.9	± 1.2	40.3	± 0.6	Musicos
51597.351	41.2	± 0.6	38.0	± 0.5	36.6	± 1.3	38.8	± 0.6	Musicos
51597.382	41.9	± 0.6	37.9	± 0.5	36.4	± 1.2	39.6	± 0.7	Musicos
51597.413	41.3	± 0.7	38.3	± 0.5	35.5	± 1.2	40.8	± 0.7	Musicos
51597.444	41.9	± 0.7	37.7	± 0.5	35.1	± 1.3	39.9	± 0.7	Musicos
51599.353	41.4	± 0.8	35.4	± 0.7	32.0	± 1.2	38.7	± 0.6	Musicos
51599.384	41.2	± 0.7	35.3	± 0.7	31.0	± 1.4	38.6	± 1.0	Musicos
51599.416	40.6	± 0.7	34.6	± 0.7	27.7	± 1.4	39.3	± 1.1	Musicos
51600.346	40.0	± 0.8	35.7	± 2.8	32.2	± 1.1	39.6	± 1.2	Musicos
51600.378	40.2	± 0.8	36.7	± 0.9	33.7	± 1.2	38.5	± 1.3	Musicos
51600.410	38.7	± 0.8	36.1	± 5.6	31.0	± 1.2	37.5	± 0.9	Musicos
51601.361	38.8	± 0.8	34.6	± 0.8	30.6	± 1.2	38.8	± 1.2	Musicos

Table 4. continued

51601.392	39.3	± 0.8	34.8	± 0.8	31.8	± 1.2	39.1	± 1.3	Musicos
51601.423	38.3	± 0.7	33.4	± 1.1	29.0	± 1.2	36.6	± 1.2	Musicos
51602.349	37.8	± 0.7	34.4	± 0.6	31.6	± 1.1	38.9	± 1.2	Musicos
51602.388	38.4	± 0.6	34.6	± 0.5	31.0	± 1.1	37.2	± 0.9	Musicos
51602.419	38.2	± 0.6	35.0	± 0.7	30.9	± 1.2	39.1	± 1.1	Musicos
51603.377	38.3	± 0.7	35.7	± 4.0	31.7	± 1.3	39.1	± 1.1	Musicos
51603.408	38.9	± 0.7	36.2	± 2.9	34.1	± 1.2	39.5	± 1.2	Musicos
51603.439	38.2	± 0.8	34.9	± 6.2	29.2	± 1.4	38.3	± 1.2	Musicos
51606.353	38.6	± 0.7	36.5	± 5.2	37.4	± 1.1	36.4	± 0.8	Musicos
51606.384	40.9	± 0.7	37.4	± 10.2	38.1	± 1.0	36.5	± 0.8	Musicos
51606.416	39.7	± 0.7	36.2	± 3.7	37.2	± 1.1	37.2	± 1.0	Musicos
51608.370	37.4	± 0.6	35.7	± 0.5	40.0	± 1.1	36.7	± 0.4	Musicos
51608.401	38.3	± 0.7	36.0	± 0.5	40.5	± 1.1	37.0	± 0.5	Musicos
51608.431	38.3	± 0.6	36.3	± 0.6	39.0	± 1.2	36.3	± 0.6	Musicos
51609.361	39.3	± 0.6	36.2	± 0.6	38.3	± 1.7	39.1	± 0.6	Musicos
51609.391	38.4	± 0.6	36.4	± 0.5	39.7	± 1.1	37.5	± 0.6	Musicos
51609.422	39.7	± 0.7	36.4	± 0.7	36.5	± 1.2	39.0	± 0.6	Musicos
53744.891	20.1	± 0.2	17.0	± 0.2	21.3	± 0.5	18.2	± 0.4	Espadons
54169.854	26.0	± 0.2	23.1	± 0.2	32.2	± 0.5	23.4	± 0.4	Espadons
54456.748	15.4	± 0.2	11.9	± 0.2	16.9	± 0.4	12.9	± 0.3	Espadons
54457.748	17.1	± 0.2	13.8	± 0.2	19.5	± 0.5	13.6	± 0.2	Espadons

Table 5. Equivalent width measurements

JD - 2 400 000	H α	HeII λ 4686	instrument
48822.934	0.640	0.309	Flash
48823.915	1.059	0.202	Flash
48824.919	0.873	0.195	Flash
48825.912	1.276	0.361	Flash
48829.915	0.400	0.131	Flash
48830.915	-0.134	0.033	Flash
48833.903	-1.133	-0.140	Flash
48835.909	-0.296	-0.032	Flash
48836.902	0.462	0.136	Flash
48837.903	0.990	0.258	Flash
48838.892	1.124	0.238	Flash
48839.896	0.994	0.258	Flash
48841.889	1.243	0.247	Flash
48844.888	0.931	0.231	Flash
48845.878	-0.026	0.182	Flash
48847.876	-1.057	0.016	Flash
48848.879	-0.700	0.196	Flash
49023.551	1.113	0.214	Flash
49024.535	1.216	0.195	Flash
49025.551	0.931	-0.005	Flash
49026.535	1.080	0.237	Flash
49027.543	1.704	0.334	Flash
49028.543	1.838	0.347	Flash
49029.535	1.325	0.324	Flash
49030.543	0.447	0.065	Flash
49031.539	-0.062	-0.013	Flash
49032.562	-0.713	-0.007	Flash
49033.555	-1.587	-0.080	Flash
49034.578	-0.853	-0.021	Flash
49035.547	-0.591	0.185	Flash
49036.543	0.119	0.068	Flash
49037.535	0.395	0.152	Flash
49038.609	1.029	0.295	Flash
49039.539	0.918	0.181	Flash
49040.523	0.932	0.411	Flash
49041.527	1.068	0.080	Flash
49042.527	1.476	0.410	Flash
49043.535	1.903	0.278	Flash
49044.535	1.838	0.321	Flash
49045.527	0.906	0.375	Flash
49046.523	-0.133	0.119	Flash
49047.527	-0.710	-0.050	Flash
49048.523	-0.807	-0.155	Flash
49049.520	-1.262	-0.028	Flash
49050.523	-0.731	0.198	Flash
49051.547	-0.159	0.130	Flash
49052.547	0.128	0.124	Flash
49053.523	0.543	0.320	Flash
49054.512	0.881	0.271	Flash
49055.516	1.184	0.223	Flash
49056.512	1.164	0.360	Flash
49057.520	1.189	0.232	Flash
49058.512	1.804	0.073	Flash
49059.512	1.744	0.437	Flash
49060.516	1.201	0.360	Flash
49061.512	0.330	0.069	Flash
49062.512	-0.417	-0.018	Flash
49063.516	-0.959	-0.159	Flash
49065.512	-1.023	0.069	Flash
49066.578	-0.623	0.060	Flash
49067.512	0.153	0.243	Flash

Table 5. continued

49068.512	0.561	0.115	Flash
49069.516	0.808	0.204	Flash
49070.516	1.151	0.173	Flash
49071.516	1.002	0.255	Flash
49072.516	1.033	0.245	Flash
49073.527	1.489	0.415	Flash
49074.520	1.874	0.523	Flash
49075.520	1.670	0.401	Flash
49076.516	0.798	0.214	Flash
49078.520	-0.707	-0.138	Flash
49079.516	-0.971	-0.036	Flash
49080.512	-0.912	0.014	Flash
49081.520	-0.603	0.081	Flash
49082.516	-0.067	0.071	Flash
49083.508	0.429	0.246	Flash
49084.504	0.825	0.023	Flash
49085.508	1.124	0.353	Flash
49086.504	0.960	0.034	Flash
49087.500	1.122	0.273	Flash
49088.508	1.287	0.391	Flash
49089.520	1.648	0.365	Flash
49090.504	1.803	0.331	Flash
49095.504	-1.018	-0.115	Flash
49098.539	0.115	0.124	Flash
49100.504	0.947	0.232	Flash
49101.504	1.112	0.299	Flash
49102.496	1.024	0.386	Flash
49103.496	1.242	0.341	Flash
49104.508	1.612	0.477	Flash
49105.504	.	0.472	Flash
49107.496	0.485	0.056	Flash
49108.492	0.284	0.156	Flash
49109.504	-1.079	-0.215	Flash
49112.508	-0.737	0.197	Flash
49387.544	-0.912	-0.093	Flash
49392.566	0.592	0.136	Flash
49395.539	1.000	0.215	Flash
49401.526	-0.235	-0.009	Flash
49406.519	-0.063	0.055	Flash
49413.517	1.850	0.385	Flash
49422.549	0.007	0.097	Flash
49429.517	1.437	0.386	Flash
49433.520	-0.766	-0.120	Flash
49759.566	-0.620	0.012	Heros
49771.591	0.055	-0.034	Heros
49776.570	0.161	0.037	Heros
49777.574	0.499	0.123	Heros
49778.519	0.831	0.132	Heros
49779.518	1.146	0.146	Heros
49780.518	1.301	0.223	Heros
49781.517	1.300	0.160	Heros
49782.520	1.511	0.243	Heros
49783.517	1.945	0.270	Heros
49784.517	1.851	0.305	Heros
49785.517	1.475	0.272	Heros
49786.520	0.472	0.021	Heros
49787.543	-0.473	-0.109	Heros
49788.522	-0.665	-0.210	Heros
49789.518	-0.940	-0.035	Heros
49790.505	-0.848	-0.156	Heros
49791.545	-0.074	0.025	Heros
49792.518	0.433	0.056	Heros

Table 5. continued

49793.510	0.687	0.090	Heros
49794.506	1.034	0.099	Heros
49795.509	1.302	-0.020	Heros
49796.502	1.266	0.125	Heros
49797.505	1.439	0.205	Heros
49798.498	1.767	0.244	Heros
50030.595	1.927	0.417	Elodie
50716.650	-0.568	0.157	Heros
50717.617	0.047	0.154	Heros
50718.589	0.388	0.192	Heros
50719.612	0.760	0.256	Heros
50726.583	1.150	0.298	Heros
50727.597	0.158	.	Heros
51097.892	-0.034	0.051	Feros
51134.880	0.300	0.131	Feros
51145.866	-0.823	-0.077	Feros
51148.801	-0.425	0.103	Feros
51151.776	0.891	0.228	Feros
51172.579	1.843	0.374	Feros
51177.579	-0.963	-0.018	Feros
51179.593	-0.568	0.099	Feros
51180.513	0.358	0.145	Feros
51191.700	-0.777	-0.053	Feros
51192.551	-0.956	-0.049	Feros
51373.931	1.343	0.401	Feros
51380.936	-0.011	0.150	Feros
51381.937	0.459	0.188	Feros
51382.939	0.920	0.184	Feros
51383.932	1.147	0.249	Feros
51384.928	1.094	0.236	Feros
51385.935	1.083	0.191	Feros
51386.946	1.406	0.318	Feros
51389.933	0.892	0.295	Feros
51390.954	-0.227	0.050	Feros
51391.947	-0.934	-0.083	Feros
51392.900	-1.120	-0.073	Feros
51393.950	-1.265	-0.007	Feros
51394.935	-1.140	0.023	Feros
53329.563	0.979	0.225	Elodie
51578.422	-1.242	-0.103	Musicos
51578.454	-1.407	-0.135	Musicos
51579.393	-1.289	-0.061	Musicos
51579.424	-1.222	-0.056	Musicos
51579.454	-1.095	-0.041	Musicos
51587.374	1.493	0.205	Musicos
51590.382	1.280	0.243	Musicos
51590.413	1.103	0.249	Musicos
51596.391	-0.074	0.177	Musicos
51596.421	-0.086	0.123	Musicos
51596.452	0.056	0.136	Musicos
51597.351	0.332	0.161	Musicos
51597.382	0.405	0.193	Musicos
51597.413	0.412	0.190	Musicos
51597.444	0.490	0.168	Musicos
51599.353	1.196	0.219	Musicos
51599.384	1.230	0.216	Musicos
51599.416	1.331	0.214	Musicos
51600.346	1.483	0.247	Musicos
51600.378	1.474	0.223	Musicos
51600.411	1.386	0.236	Musicos
51601.361	1.313	0.220	Musicos
51601.392	1.379	0.209	Musicos

Table 5. continued

51601.423	1.337	0.219	Musicos
51602.349	1.534	0.275	Musicos
51602.388	1.551	0.266	Musicos
51602.419	1.498	0.247	Musicos
51603.377	2.000	0.316	Musicos
51603.408	1.964	0.322	Musicos
51603.439	2.072	0.283	Musicos
51606.353	0.803	0.258	Musicos
51606.384	0.797	0.211	Musicos
51606.416	0.637	0.224	Musicos
51608.370	-0.521	0.057	Musicos
51608.400	-0.542	0.033	Musicos
51608.431	-0.583	0.012	Musicos
51609.360	-0.734	0.121	Musicos
51609.391	-0.705	0.130	Musicos
51609.422	-0.779	0.198	Musicos
53740.534	-0.271	0.157	Feros
53744.891	1.087	0.215	Espadons
54169.854	-0.886	0.004	Espadons
54456.748	1.798	0.389	Espadons
54457.748	1.952	0.454	Espadons
54505.248	1.370	.	Lhires III,1
54505.375	1.110	.	Lhires III,3
54507.262	-0.462	.	Lhires III,1
54508.264	-0.765	.	Lhires III,1
54509.248	-1.02	.	Lhires III,1
54510.259	-1.327	.	Lhires III,1
54512.244	-0.273	.	Lhires III,1
54513.28	0.706	.	Lhires III,1
54514.245	0.792	.	Lhires III,1
54515.253	0.907	.	Lhires III,1
54516.257	0.836	.	Lhires III,1
54521.248	0.614	.	Lhires III,1
54527.294	0.039	.	Lhires III,2
54529.272	0.952	.	Lhires III,2
54531.252	1.426	.	Lhires III,2
54544.297	0.802	.	Lhires III,2